



TEKNİK BİLGİ/TECHNICAL DATA

Özellikler / Specification

Arkadan Çıkışlı / P-Trap

Açık Montaj /

Kanallı Yıkama /

Boyutlar/Dimension

520 mm

Sertifika/Certificate

TS EN 997 CL 1-6A

Montaj Kiti/Fixing Kit

Dahil Değil / Not included

Seçenekler/Options

Deliksiz/Without Hole

70CG02001.00.2.3.01

Yandan Delikli / With Hole On Side

70CG02001.00.3.3.01

Entegre Bataryalı / With Integrated Tap

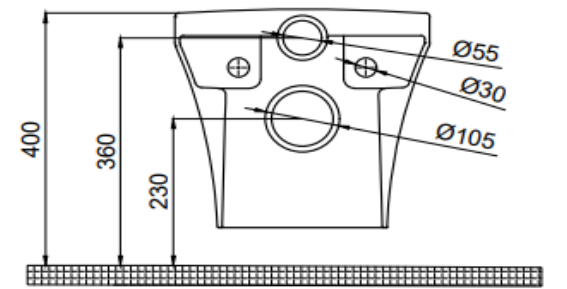
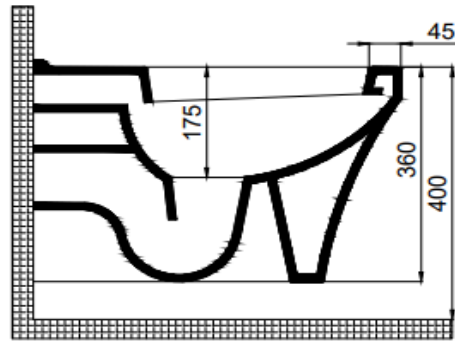
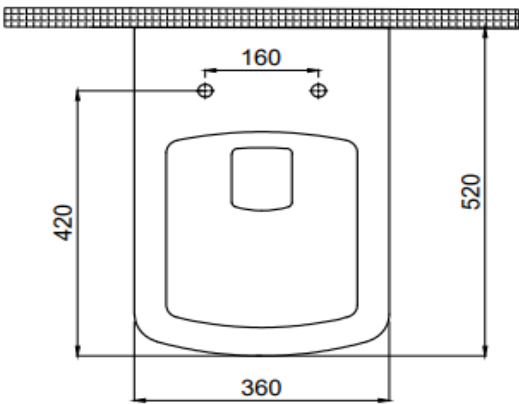
70CG02001.00.4.3.01

Renk/Color

Beyaz/White

70CG02001.00.1.3.01

TEKNİK ÇİZİM/TECHNICAL DRAWING



SCS Duroplast Yavaş Kapanan Metal Mentешeli Beyaz Klozet Kapađı SCS Duroplast Soft Closing  
Metal Hinge White Seat Cover

30SCS.01.02.03.02.01

İNDİRMELER/DOWNLOADS

Garanti Belgesi ve Bakım Kılavuzu



Montaj Kılavuzu



Montaj Videosu

